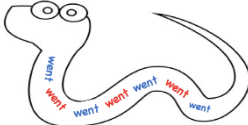







Kindergarten Learning Overview: Week 2

Dear Parents,


Please see below for the daily learning activities. Any work that needs to be uploaded to Seesaw is **green**. Any Seesaw activities that need to be completed are in **red italics**. Online links to songs and activities are in **blue** – you should be able to click on the link and it will take you to the relevant website. **Please remember that at least one piece of work needs to be uploaded to Seesaw each day for your child to be marked as present on the attendance roll.** We have added a website to the learning overview plan this week. You will need this website to access pre-recorded lessons on most days. *The link to the website is on Seesaw.*

| | Monday | Tuesday | Wednesday | Thursday | Friday |
|----------------|--|---|--|---|---|
| English | <p>Reading Read a book on Wushka. Watch the story Broken Bird.</p> <p>Phonics Go to the website. Watch the 'ss' video. Draw pictures of words that have the 'ss' sound at the end. <i>Complete the 'ss' activity on Seesaw.</i></p> <p>Watch the Look sight word video. Rainbow write the word look 10 times. <i>Take a photo and upload to Seesaw.</i></p> <p>Writing Go to the website. Watch the Letter formation videos – Part 1 and Part 2. Practise writing all letters a-z using the same letter formation that Mrs Radonjic uses.</p> | <p>Reading Read a book on Wushka. Watch the story Broken Bird. Refer to the Broken Bird Questions (scroll to the bottom of this document) and see 'Tuesday Think Alouds'</p> <p>Phonics 'ss'- Watch the Snake video and make your own hissing snake. <i>Complete the Ending Sound activity on Seesaw.</i></p> <p>Watch the Went sight word video. Write 'went' 10 times. You can use graffiti, bubble, curly writing or any other special type of writing.</p> <p>Writing What does Broken Bird look like? Draw a picture of him. Write at least one sentence describing Broken Bird. <i>Take a photo and upload to Seesaw.</i> <i>This week's writing goal:</i> To think of an idea, say it out loud and try to write it by yourself.</p> | <p>Reading Read a book on Wushka. Watch the story Broken Bird. Refer to the Broken Bird Questions'. Discuss 'Wednesday questions'.</p> <p>Phonics Go to the website. Watch the 'zz' video. <i>Complete the 'zz' activity on Seesaw.</i> <i>Complete the Ending Sounds activity on Seesaw.</i></p> <p>Watch the like sight word video. Make 'like' with play dough 3 times. You can use pasta, rice or any other material instead. <i>Take a photo and upload to Seesaw.</i></p> <p>Writing What happened in the beginning, middle and end of the story Broken Bird? Draw a picture for each section. Write at least one sentence below each picture. Try to write the tricky words by yourself! If you have a printer, there is a worksheet on this document you can use. <i>Remember this week's writing goal!</i></p> | <p>Reading Read a book on Wushka. Choose a story from Storyline Online to watch. Discuss the beginning, middle and end.</p> <p>Phonics 'zz'- Watch the Bee video and make your own buzzing bee. <i>Complete the Final Consonants activity on Seesaw.</i></p> <p>Use water to paint these high frequency words on the concrete outside. You can use chalk instead if you want. Words: went, look, like.</p> <p>Writing Broken Bird's dream is to fly. What is YOUR dream? What would you like to do? Draw a picture and write at least one sentence about what you would like to do one day. Try to write the tricky words by yourself! <i>Take a photo and upload to Seesaw.</i> <i>Remember this week's writing goal!</i></p> | <p>Reading Read a book on Wushka. Choose a story from Storyline Online to watch. Discuss the beginning, middle and end.</p> <p>Phonics – Dictation Go to the website. Watch the 'Dictation video. Complete the activities on a whiteboard or paper. <i>Take a photo and upload to Seesaw.</i></p> <p>Write these sight words in the shape of a snake. Words: went, look, like <i>Take a photo and upload to Seesaw.</i></p> <div style="text-align: center;">  </div> <p>Writing Broken bird was teased for having one wing. Is it nice to tease people who are different? Write at least once sentence about how we should treat our friends. <i>Remember this week's writing goal!</i></p> |

| | | | | | |
|------------------------------------|--|---|--|---|--|
| <p>Maths</p> | <p>Practise writing numbers 11-20 correctly.</p> <p>Discuss: what day is it today? What was yesterday? What is today's date?</p> <p>Mass – Heavy and Light Watch Sesame Street - Ernie's HEAVY and LIGHT game Draw a picture of something light you find at your house and then something heavy.</p> | <p>Practise writing numbers 11-20 correctly.</p> <p>Discuss: what day is it today? What was yesterday? What is today's date?</p> <p>Mass – Heavy and Light Play the heavy or light game. Complete the <i>Sorting activity on Seesaw (Light & Heavy)</i>.</p> | <p>Practise writing numbers 11-20 correctly.</p> <p>Discuss: what day is it today? What was yesterday? What is today's date?</p> <p>Mass – Heavy and Light Create a homemade scale using a coat hanger, string and cups. Watch the video to help you create your scale. The scale will help you investigate heavy and light objects at your house.</p>  | <p>Practise writing numbers 11-20 correctly.</p> <p>Discuss: what day is it today? What was yesterday? What is today's date?</p> <p>Data Watch this video about grouping and creating graphs. Get 20 Lego blocks of all different colours. Sort them into the different colours. Now can you line each group of blocks in straight lines to make a graph? You can use any toy instead of Lego. Take a photo of your graph and upload it to Seesaw.</p>  | <p>Practise writing numbers 11-20 correctly.</p> <p>Discuss: what day is it today? What was yesterday? What is today's date?</p> <p>Data Is chocolate ice cream your favourite flavour? Yes or no? Ask this question to everyone in your family. How many people said yes? How many people said no? Use blocks (or anything) to make 2 lines showing how many people said yes and how many people said no. Optional: Complete the <i>Graph activity on Seesaw</i>.</p> |
| <p>Other Learning Areas</p> | <p>Science – Living Things Watch video 'Needs of Living Things' and discuss/answer these questions: 1. What are the four basic needs of living things? 2. Why do living things need air, water, food and shelter? <i>Complete SeeSaw activity on Living and nonliving things.</i> OPTIONAL: Garden walk</p> <ul style="list-style-type: none"> • What can you see? • Can you identify any of the plants/fruit? • What colours? • Are any of the plants the same or different? <p>Talk about the parts of a plants.</p> | <p>PDHPE - I can balance. Watch and copy the video Squish the Fish cosmic yoga. Make sure you are practising your balance when you are doing your yoga poses.</p>  | <p>Geography - People Live in Places Watch the story There is a Sea in my Bedroom.</p> <p>Discuss: What was his favourite place? Does his bedroom look like your bedroom? How is his bedroom different or similar to your bedroom?</p> <p>Draw your bedroom and label it. Take a photo and upload it to Seesaw.</p> | <p>Visual Arts Watch and follow the steps How to draw a baby shark.</p> <p>Watch and stop the video after each step to draw a baby shark.</p> <p>When you have finished, draw the background.</p> | <p>Fine Motor Sticky Wool Learning. Write the numbers 1-8 on a sheet of paper. Cut out and stick the wool over the numbers. If you don't have wool at home, you can use different materials such as pasta, beads, coloured paper (paper chipping) etc.</p>  |



Broken Bird 3 Step Summary



Beginning

Middle

End

| | | |
|--|--|--|
| | | |
|--|--|--|

Broken Bird Questions

Tuesday Think Alouds

Pause the story at these times and say the following ideas to your child. Your child does not have to respond - they just have to think quietly.

0:49

At the beginning to the story I noticed that the author has put the words 'Broken Bird', 'different', 'point', 'laugh' and 'one wing' in large bold writing. I think the author is telling us at the beginning of the story, Broken Bird is different from the other birds and they all laugh at him.

1:10

I can see the pictures are inside boxes on this page. I think the author is showing us the important events happening on this page - the other birds eat all the worms and don't leave any for Broken Bird. He just gets the small thin worms.

2:17

In the middle of the story I wonder why the colour of the pictures changed? I think it's to show us that in the middle of the story, an important event happened. Broken Bird was so sad that he left to go to the city.

3:44

I think another important event in the story just happened. Broken Bird has found a friend who is just like him. I think Broken Bird just had to find the place he belonged to. He's much happier in the city with Scary Bird.

Wednesday Questions

Pause the story at these times and pose the following questions. Ask your child to share their ideas.
Optional – record their responses and upload to Seesaw.

1:24

At the beginning of the story, Broken Bird is looking down and a single tear is rolling down his face. What is the important event that happens at the beginning of the story?

2:51

In the middle of the story, Scary Bird is hiding in a box. Why do you think she is hiding?

3:35

What are some of the main problems or things that go wrong in the story?

4:07

At the end of the story, how was the complication (problem) of Broken bird only having one wing fixed?

After reading the whole story:

Broken bird was teased for only having one wing but in the end he found Scary Bird and they were happy. Is it nice to tease people who look different? How should we treat other people?