


Class Expectations

- Log onto *Google Classroom* each morning and answer the question for the day to let the teachers know you are there.
- You are responsible for uploading an activity you have completed on that day. This can be a *Google Doc/Slide* or a photo of your work. *Class Dojo's* for good work or for people who consistently hand in their work.
- Let me know if you're sick or can't do your work for any reason

Stage 2 Suggested Learning from Home Timetable


	Monday	Tuesday	Wednesday	Thursday	Friday
9-9.15	Question of the day	Question of the day	Question of the day	Question of the day	Question of the day
9.15-10.15	Reading & Comprehension	Reading & Comprehension	Reading & Comprehension	Behind the News (BTN) + Comprehension	Reading & Comprehension
10:15 - 10:30	Crunch and Sip & Physical Activity				
10:30 - 11:00	Writing	Writing	Writing	Geography	Science
LUNCH					
11:50 - 12:50	Mathematics Position	Mathematics Position	Mathematics Position	Mathematics Position	Mathematics Mathletics
12:50 - 1:00	Brain break				
1:00 - 1:35	Spelling	Spelling	Spelling	Spelling	Learning Powers Education Week
RECESS					
2:00-3:00	Art activity Education Week	PD/H/PE	Art activity Education Week	Art - Harbour bridge	Art activity Education Week

Monday - Join us for the official Education Week launch live stream from 10am.




**EDUCATION WEEK 2021
CARLTON SOUTH
PUBLIC SCHOOL: A
VIRTUAL EVENT**

Ed. week
26-30 July
2021




NSW
GOVERNMENT

Education
Public Schools




ENDEAVOUR
CARLTON SOUTH


LIFELONG LEARNERS




Active Learner



Self Aware




Creative



Connect

Join us in celebrating 'Lifelong learners' with our virtual events.



Ed. week
26-30 July
2021

The theme of 'Lifelong Learners' celebrates education as a lifelong journey from before a child enters an early childhood setting, progressing to primary and secondary school, and continuing their learning journey into adulthood; learning a trade, entering tertiary education, or the workforce.

<https://education.nsw.gov.au/public-schools/education-week/get-involved>

Lesson 1

Learning Intention: Use comprehension skills to read and understand a text

Success Criteria:

- Locate information in the text to answer questions
- Write my answers in complete sentences
- Use research skills to further my understanding of texts.



Sydney Harbour Bridge- Sydney, Australia

POST CARD

Dear Students,

This colossal bridge has become an icon of the famous Australian city of Sydney. This bridge is made of steel and arches across Sydney Harbour. The bridge carries trains, cars, bicycles, and pedestrians over the water. This dramatic arch-based bridge was completed in 1932 after nine years of construction and has since been added to the Australian National Heritage List. If you'd like to visit this bridge and get a glimpse of the beautiful views of the ocean, then you might want to take a Bridge Climb. You can arrange a tour to climb up the bridge to the top of the upper arches. This is a difficult 3-hour climb and requires climbers to be wired to the bridge! The bridge

is an essential part of how Sydney residents celebrate the New Year. Each year lights are strung on the bridge, and an impressive display of fireworks is set off from the bridge. This enormous bridge is the 6th longest bridge in the entire world and is a spectacular sight, especially against the backdrop of an Australian sunset!

Sydney Harbour Bridge
Sydney, Australia

© 2019 Simply Schoolgirl



Read the 'Postcard' and answer the following questions in complete sentences.

1. When was the bridge completed?
2. What type of bridge is it?
3. Name the things the bridge carries across.
4. What makes the bridge an essential part of New Year celebrations?
5. What is the author's main intent in writing this text? I.e. persuasive, to entertain or to inform. Justify your answer.
6. If the bridge is the 6th longest, find out what the longest bridge in the world is and where it is.
7. What is the Australian National Heritage List? What other things are on the list?





CRUNCH AND SIP MOVEMENT BREAK

Take a 10 minute break to have your crunch and sip. Don't forget to move your body and stretch your legs.



WRITING

Week 3 – Postcard Task

Lesson1

Luna Park Sydney

Learning Intention: To build knowledge about a famous landmark and tourist attraction in Sydney.

- Read the informative text about Luna Park Sydney.



Luna Park Sydney

Luna Park is Sydney's premier amusement park featuring fun and games for the entire family. Located at Milsons Point on the north side of Sydney Harbour Bridge, the park has an amazing outlook over Sydney Harbour. Entry to Luna Park is free so you only need to pay for rides and games.

Luna Park Quick Facts:

- First opened in 1935
- Sydney's iconic amusement park
- Luna Park last re-opened on 4 April 2004 after renovations
- Located at Milsons Point, on the northern shore of Sydney Harbour
- Entry to the park is now free!



Some Rides at Luna Park:

- **Coney Island:** Australia's only authentic 1930s fun house takes everyone back to their childhood. Experience the thrill of riding the Slides, stumbling through Barrels of Fun, tackling the Mirror Maze or lasting the distance on the Joy Wheel.
- **Wild Mouse:** Originally built on site in 1962. It takes you 15 metres above ground while hurtling along a 400 metre track in a hair-raising 61 seconds! Don't forget to smile for the camera!
- **Dodgem City:** Take on your friends in a crazed race of fun and excitement! Keep a low profile and sneak through the gaps or roar around bumping opponents out of the way as you go. This ride is sure to put a smile on your dial as big as the one on Luna Park's face.
- **Tumble Bug:** Throw your hands in the air as this ride takes you up then down and around and around. One of the most enjoyable rides in the Park.
- **Hair Raiser:** Be raised 50 metres above sea level for a bird's eye view of our magical city before being dropped at over 80 kms an hour.
- **Moon Ranger:** A ride that starts slow, but will soon have you spinning into the stratosphere! The Moon ranger will take you up, and over, the full 360 degrees of fun.



- **Rotor:** Ever wanted to be a fly on the wall? Stand in the barrel and be pushed up against the side by the centrifugal forces as this ride spins at speeds 60km/h. Once it reaches full speed, the floor will drop away and you'll be left hanging in mid-air. See if you can wriggle on to your side and be parallel to the ground!
- **Ferris Wheel:** The classic Luna Ferris Wheel takes you 40 metres into the sky to enjoy a fantastic view of the Harbour Bridge, Opera House and Sydney Harbour.
- **Tango Train:** Tango Train is one of Luna Park's all-time favourite rides. Its disco theme and bright lights will thrill you as you're taken to top speed - forwards then backwards.
- **Carousel:** The spectacular antique steam Carousel has taken master craftsmen many years to restore. Be dazzled by the immaculate detail, fabulous lights and romantic carnival music that this ride offers.



Getting to Luna Park:

- Luna Park is a short walk from Milsons Point train station.
- Milsons Point station is on the main northern line. From Central you pass through Town Hall and Wynard and then across the Sydney Harbour Bridge to Milsons Point.
- You can catch a ferry from Circular Quay or Darling Harbour which stops at Milsons Point (Luna Park) wharf.
- Luna Park has parking for around 389 cars (fees apply).

Visiting Sydney's Luna Park:

- Opening hours vary depending on season and day of week.
- Single ride tickets available.
- Various Multiple Ride Passes available.
- Height restrictions apply for some rides.

Visit the website for more details.

<https://www.lunaparksydney.com/>

Week 3 – Postcard Task

Lesson 1

Luna Park Sydney

Learning Intention: To build knowledge about a famous landmark and tourist attraction in Sydney.

- Complete the planning page by writing key facts under the headings to organise the facts you have learnt.

Remember to:

Use dot points

Include key or important information



Planning Page - Luna Park

Learning intention: To summarise and organise information that is important.



What is Luna Park? (Describe the famous landmark)

Where is it located? How can you get there?

What can people enjoy doing there?

Why is this landmark important to Sydney?

MATHEMATICS

Problem of the day

Kate needs to take 24 cupcakes to school for her birthday. She is using cupcake boxes that can hold 6 cupcakes in each box. How many boxes will Kate need for her 24 cupcakes?

Show your working out.

Can you show it in 2 ways?

LI: To use grid references to provide directions

SC: *use a grid overlay

*use grid references

*move horizontally then vertically

1. Go to the website below and explore the map using coordinates.

<http://www.scottle.edu.au/ec/viewing/L350/index.html>







#

2. Complete the Pirate Map Worksheet (print it out or write the answers on a piece of paper).

Pirate Map Grid Reference

I can read, write and plot grid references in the first quadrant.



What object is at each of these grid references on the pirate map?	Write the grid reference for each of these items on the pirate map:	Plot these grid references on the grid using a cross:
(H2) = _____	 = ()	(K9)
(M6) = _____	 = ()	(M3)
(B9) = _____	 = ()	(F1)
(N4) = _____	 = ()	(A9)
(A6) = _____	 = ()	(H6)
(J5) = _____	 = ()	(A2)
		(B3)

SPELLING

Monday: Select your spelling words and write them down.

Tuesday-Friday: Choose 1 different activity from the spelling grid each day



Year 3 Spelling

Weekly SMART Spelling

Name: _____

Focus: The digraph /se/ making the sound "s" as in horse.

Write on the lines.	Say the word, write the word on Monday	Say the word, write the word on Tuesday	Say the word, write the word on Wednesday	Say the word, write the word on Thursday
		<i>Red Words</i>		
horse				
mouse				
house				
else				
case				
chase				
		<i>Orange Words</i>		
chasing				
chased				
verse				
course				
loose (tooth)				
worse				
		<i>Green Words</i>		
purpose				
reverse				
elsewhere				
suitcase				
intense				
intensely				
		<i>BOB Words (My own words)</i>		

Year 4 Spelling

Weekly SMART Spelling

Name: _____

Focus: The graph /v/ making the sound "v" as in voice.

Write on the lines.	Say the word, write the word on Monday	Say the word, write the word on Tuesday	Say the word, write the word on Wednesday	Say the word, write the word on Thursday
	Red Words			
voice				
very				
virus				
visit				
video				
voucher				
	Orange Words			
heaven				
divide				
velvet				
vanilla				
Victoria				
divert				
	Green Words			
vegetable				
vacuum				
abbreviate				
vacancy				
device				
activation				
	BOB Words (My own words)			



Multiple Intelligences	Bloom's Taxonomy: Six Thinking Levels					
Verbal I enjoy reading, writing & speaking	Write out your list words in different fonts.	Choose 5 of your list words. Use each word in a different sentence.	Create an acrostic poem for one of your list words.	Create a word search and swap it with a friend.	Use a dictionary to find the meanings of 5 of your most challenging words.	Write 5 dictation sentences using your list words.
Mathematical I enjoy working with numbers & science	Write out your list words from least <u>amount</u> of letters to most amount of letters.	Use scrabble tiles to work out the sum of each of your words.	Play spelling dollars to work out the value of your words. a= 1, b= 2 c= 3 etc...	Group your list words according to how many letters they have. Which words have the most and least <u>amount</u> of letters.	Place your list words into groups. Explain how you grouped them.	Put your words onto a scale from easiest to spell - hardest to spell. Why did you order them that way?
Visual/Spatial I enjoy painting, drawing & visualising	Create a crossword using your list words.	Illustrate it! Choose 5 words and draw a picture for each one.	Write your words in alphabetical order.	Choose three spelling words. Using those letters to see how many other words can you make?	Create a cartoon that has at least 4 boxes. Write a caption under each image that includes a list word.	Create an artwork using only your list words.
Kinaesthetic I enjoy doing hands-on activities, sports & dance	Play celebrity heads with a partner. Give them clues to help them work out the word.	Write your words out on a mini whiteboard.	Create three jokes using your list words.	Go on a hunt around the room and write down words that start with the same sound.	Write a conversation between two people that uses ten of your list words.	Choose any activity from the grid and complete it. Explain why it has helped you learn your words to score the full 6 points.
Musical I enjoy making & listening to music	Sing your list words and record yourself singing them.	Clap and record the syllables in each of your list words.	Create a tongue twister using your list words.	Create words that rhyme with your list words.	Write a song using your list words.	Create a hand clapping chant with a partner and say your list words.
Interpersonal I enjoy working with others	Work in a partner to test each other on your list words.	Complete a look, say, cover, write, check for homework.	Choose 5 words and explain to a partner why you chose them.	Jumble up your words. Have a partner unjumble them.	Create a new spelling activity to help others learn their words.	Use ten of your spelling words to write a paragraph. Write these words incorrectly and have a partner correct the misspelt words.
Intrapersonal I enjoy working by myself	List the words that you find hard and easy.	Check your Day Books for any spelling mistakes and write the words out in the correct spelling.	Choose 5 words that you have trouble with. Write them out 10 times each.	Create a word ladder using all of your list words.	Organise your words in reverse alphabetical order. Z - A.	Use your list words to write a story. Underline your list words in red.

Carlton South Public School
Celebrates Education Week 2021

Even in these difficult times under lock-down, we keep things in perspective.

We are persistent, resilient, active learners
who will be back together in the classroom very soon.



Art Inspired Activity Challenge

Perspective

Art Inspired Activity Challenge

Perspective

What is perspective?

- Perspective is a drawing technique that helps you achieve depth within your artwork.
- Perspective is basically how we view or see something.

Learn more about drawing perspective by watching the You tube link below.

Beginner One Point Perspective Drawing

<https://www.youtube.com/watch?v=sZD8BjTK8dE>



Learn More About Perspective Drawing With
Nathaniel Eckstrom

Use the link that we have provided on School Enews and on the school's website and follow along with Nathaniel; you can pause whenever you like and the link can be accessed at any time.



Hopefully you are feeling inspired and are ready-to-go!

Art Inspired Activity Challenge
Perspective



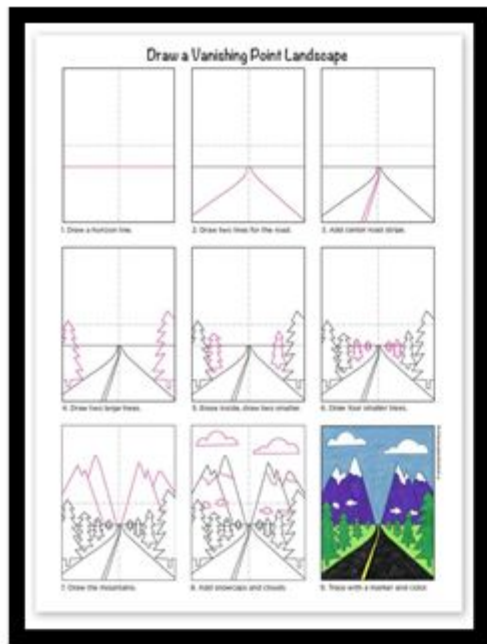
- Create your own perspective artwork.
- You may use one of the samples as inspiration for your artwork or totally design your own.
- Please complete your 'Perspective Artwork' on the Page provided (A4 size with boarder)
- Send a clear photo of your artwork to carltonsth-p.school@det.nsw.edu.au

Note: These need to be completed by next week.

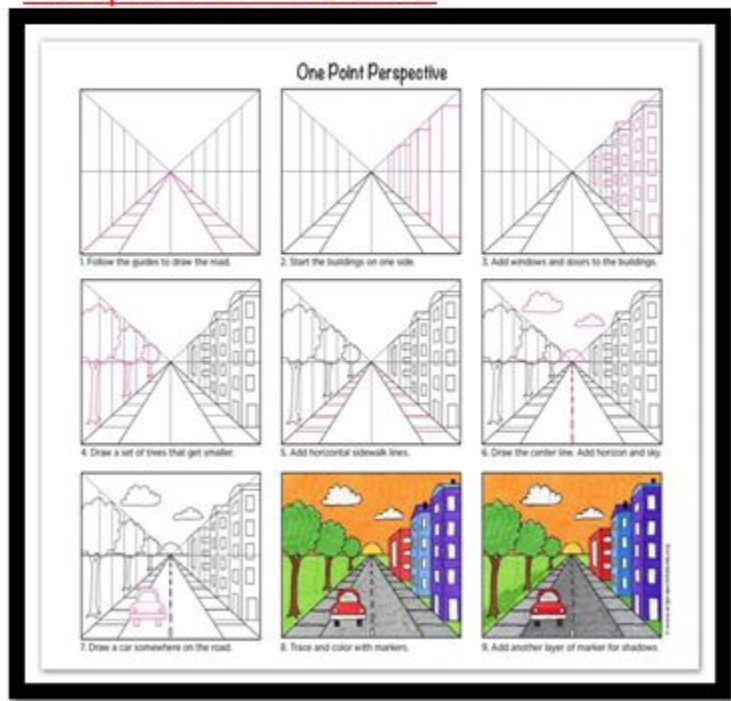
Sample Perspective Drawing To Complete For Practice



Sample Perspective Drawing To Complete For Practice



Sample Perspective Drawing To Complete For Practice







Perspective Artwork Ideas



More Perspective Artwork Ideas



Class Expectations

- Log onto Google Classroom each morning and answer the question for the day to let the teachers know you are there.
- You are responsible for uploading an activity you have completed on that day. This can be a Google Doc/Slide or a photo of your work. Class Dojo's for good work or for people who consistently hand in their work.
- Let me know if you're sick or can't do your work for any reason

Stage 2 Suggested Learning from Home Timetable

	Monday	Tuesday	Wednesday	Thursday	Friday
9-9.15	Question of the day	Question of the day	Question of the day	Question of the day	Question of the day
9.15-10.15	Reading & Comprehension	Reading & Comprehension	Reading & Comprehension	Behind the News (BTN) + Comprehension	Reading & Comprehension
10:15 - 10:30	Crunch and Sip & Physical Activity				
10:30 - 11:00	Writing	Writing	Writing	Geography	Science
LUNCH					
11:50 - 12:50	Mathematics Position	Mathematics Position	Mathematics Position	Mathematics Position	Mathematics Mathletics
12:50 - 1:00	Brain break				
1:00 - 1:35	Spelling	Spelling	Spelling	Spelling	Learning Powers Education Week
RECESS					
2:00-3:00	Art activity Education Week	PD/H/PE	Art activity Education Week	Art - Harbour bridge	Art activity Education Week

Vocabulary - Lesson 2



Learning Intention: To expand our vocabulary

Success Criteria:

- Identify unknown words in the text
 - Understand the meaning of the words using text clues, prior knowledge or looking up in a dictionary
 - Use the words in our own sentence
 - Find synonyms (same meaning) and antonyms (opposite meaning) of the word.
1. **Read Post card again.**
 2. **Highlight any words you are unsure of**
 3. **Write these words in the slide below and complete the activity.**
 4. **If you know the meaning of all the words, place these in the boxes - colossal, spectacular and pedestrian**

Definition

[insert info here]

Find synonyms for the word

[insert info here]



Examples

Write the word in a sentence from the text and write in your own sentence.

Find antonyms for this word

[insert info here]



CRUNCH AND SIP MOVEMENT BREAK

Take a 10 minute break to have your crunch and sip. Don't forget to move your body and stretch your legs.



WRITING

Week 3 – Postcard Task

Lesson 2

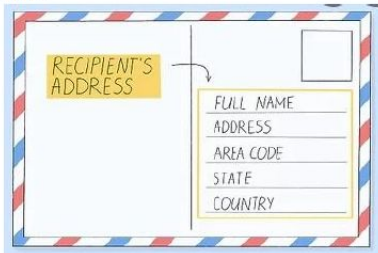
Luna Park Sydney

Learning Intention: To write an informative postcard to engage the reader.

- Use your planning page dot points to help you structure a short postcard to inform the reader about the exciting Sydney landmark ‘Luna Park’.
- Pretend you are sending your postcard to the class. Address the postcard to the school address.
- Complete your rough copy first.

Remember to:

- ❑ Use interesting sentences
- ❑ Use compound sentences with joining words
- ❑ Use different sentence beginnings
- ❑ Use capital letters and full stops
- ❑ Read over your writing to edit careless mistakes



Problem of the day

Some boys were sharing toy cars. They had 18 to share. Each boy got 3 toy cars. How many boys were sharing the toy cars?

Show your working out.

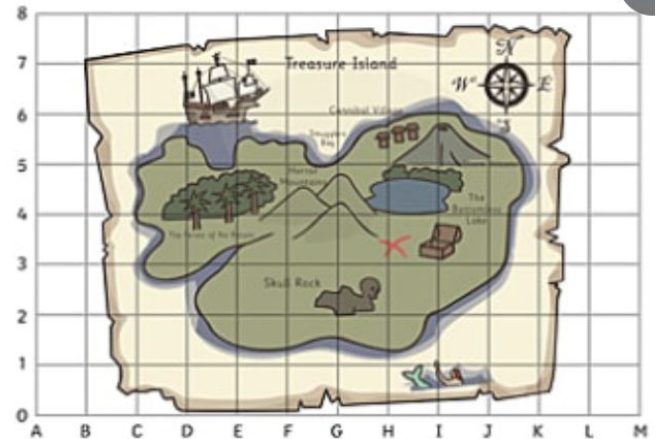
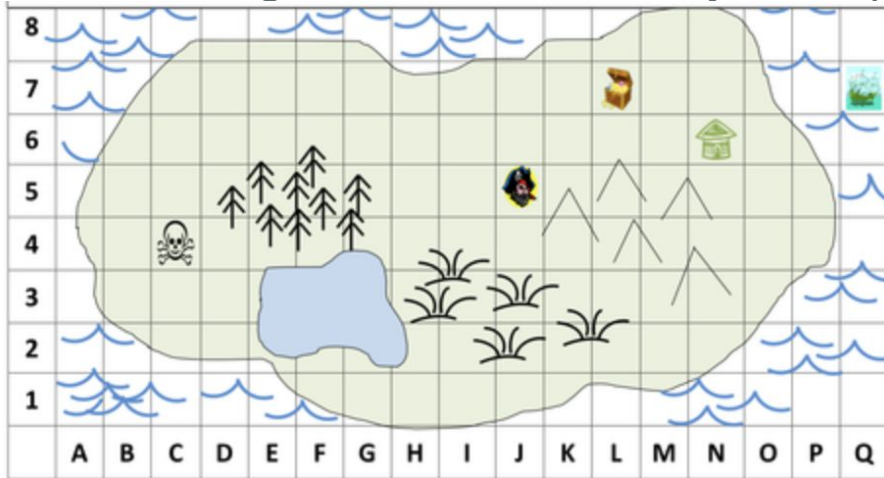
Can you show it in 2 ways?

LI: To use grid references to provide directions

SC: -communicate pathways using positional language

-communicate pathways using grid references

1. Use a blank piece of paper to create your own pirate map on a grid. Don't forget to include the grid references. Below are some examples of maps.
2. Write 10 grid references for objects in your map e.g. Cave= C3.



SPELLING

Monday: Select your spelling words and write them down.

Tuesday-Friday: Choose 1 different activity from the spelling grid each day



Year 3 Spelling

Weekly SMART Spelling

Name: _____

Focus: The digraph /se/ making the sound "s" as in horse.

Write on the lines.	Say the word, write the word on Monday	Say the word, write the word on Tuesday	Say the word, write the word on Wednesday	Say the word, write the word on Thursday
		<i>Red Words</i>		
horse				
mouse				
house				
else				
case				
chase				
		<i>Orange Words</i>		
chasing				
chased				
verse				
course				
loose (tooth)				
worse				
		<i>Green Words</i>		
purpose				
reverse				
elsewhere				
suitcase				
intense				
intensely				
		<i>BOB Words (My own words)</i>		

Year 4 Spelling

Weekly SMART Spelling

Name: _____

Focus: The graph /v/ making the sound "v" as in voice.

Write on the lines.	Say the word, write the word on Monday	Say the word, write the word on Tuesday	Say the word, write the word on Wednesday	Say the word, write the word on Thursday
		Red Words		
voice				
very				
virus				
visit				
video				
voucher				
		Orange Words		
heaven				
divide				
velvet				
vanilla				
Victoria				
divert				
		Green Words		
vegetable				
vacuum				
abbreviate				
vacancy				
device				
activation				
		BOB Words (My own words)		

Multiple Intelligences	Bloom's Taxonomy: Six Thinking Levels					
Verbal I enjoy reading, writing & speaking	Write out your list words in different fonts.	Choose 5 of your list words. Use each word in a different sentence.	Create an acrostic poem for one of your list words.	Create a word search and swap it with a friend.	Use a dictionary to find the meanings of 5 of your most challenging words.	Write 5 dictation sentences using your list words.
Mathematical I enjoy working with numbers & science	Write out your list words from least <u>amount</u> of letters to most amount of letters.	Use scrabble tiles to work out the sum of each of your words.	Play spelling dollars to work out the value of your words. a= 1, b= 2 c= 3 etc...	Group your list words according to how many letters they have. Which words have the most and least <u>amount</u> of letters.	Place your list words into groups. Explain how you grouped them.	Put your words onto a scale from easiest to spell - hardest to spell. Why did you order them that way?
Visual/Spatial I enjoy painting, drawing & visualising	Create a crossword using your list words.	Illustrate it! Choose 5 words and draw a picture for each one.	Write your words in alphabetical order.	Choose three spelling words. Using those letters to see how many other words can you make?	Create a cartoon that has at least 4 boxes. Write a caption under each image that includes a list word.	Create an artwork using only your list words.
Kinaesthetic I enjoy doing hands-on activities, sports & dance	Play celebrity heads with a partner. Give them clues to help them work out the word.	Write your words out on a mini whiteboard.	Create three jokes using your list words.	Go on a hunt around the room and write down words that start with the same sound.	Write a conversation between two people that uses ten of your list words.	Choose any activity from the grid and complete it. Explain why it has helped you learn your words to score the full 6 points.
Musical I enjoy making & listening to music	Sing your list words and record yourself singing them.	Clap and record the syllables in each of your list words.	Create a tongue twister using your list words.	Create words that rhyme with your list words.	Write a song using your list words.	Create a hand clapping chant with a partner and say your list words.
Interpersonal I enjoy working with others	Work in a partner to test each other on your list words.	Complete a look, say, cover, write, check for homework.	Choose 5 words and explain to a partner why you chose them.	Jumble up your words. Have a partner unjumble them.	Create a new spelling activity to help others learn their words.	Use ten of your spelling words to write a paragraph. Write these words incorrectly and have a partner correct the misspelt words.
Intrapersonal I enjoy working by myself	List the words that you find hard and easy.	Check your Day Books for any spelling mistakes and write the words out in the correct spelling.	Choose 5 words that you have trouble with. Write them out 10 times each.	Create a word ladder using all of your list words.	Organise your words in reverse alphabetical order. Z - A.	Use your list words to write a story. Underline your list words in red.

RECESS



PDHPE - Healthy Eating Habits



LI: Create healthy eating habits to record a daily meal plan including foods from the 5 food groups.

- Use the **Australian Guide to Eating Healthy** to answer the questions on the **Healthy Eating Habits Worksheet**.
- Create a **daily meal plan** for themselves **that aligns with the Healthy eating guidelines**.
- On Google Classroom, share your daily meal plan with your class to decide if it follows the Healthy Eating Guidelines.

Australian Guide to Healthy Eating

Enjoy a wide variety of nutritious foods from these five food groups every day. Drink plenty of water.

Grain (cereal) foods, mostly wholegrain and/or high cereal fibre varieties



Use small amounts



Only sometimes and in small amounts



Healthy Eating Habits

What does healthy eating look like to you?

When you eat healthy should you eat the same thing every day?

What does the term 'an apple a day keeps the doctor away' mean?

Use a dictionary to define the terms:



Balance:

Diet:

What is meant by a 'balanced diet'?

Answer the below questions after viewing the 'Australian Guide to Healthy Eating'

1. How many food groups are in the guide?
2. List the food groups.
3. What foods can you have in small amounts?
4. What oils do you use in small amounts?
5. What drink does the guide recommend you drink 'plenty of'?



Meal Plans - example

Day 1	Fruits	Vegetables	Grains	Dairy	Meats	Water
Breakfast	1 Banana		1 Wheat biscuit	½ cup Milk 100g Yoghurt		7 cups of water
Lunch		1 cup mixed salad leaves ¼ Avocado	2 slices of whole meal bread	1 slice of cheese 1 tsp butter	50g BBQ chicken	
Dinner		1 small boiled potato ½ cup steamed carrot ½ cup steamed beans			65g grilled lamb kebab	
Snacks	1 cup Fruit salad (tinned or fresh)		1 crumpet 1 TBS peanut butter	1 cup of milk 100g yoghurt 1 tsp butter		



EDUCATION WEEK 2021 CARLTON SOUTH PUBLIC SCHOOL: A VIRTUAL EVENT

Tuesday - Short film show case and parent and carers webinar on 'Every day

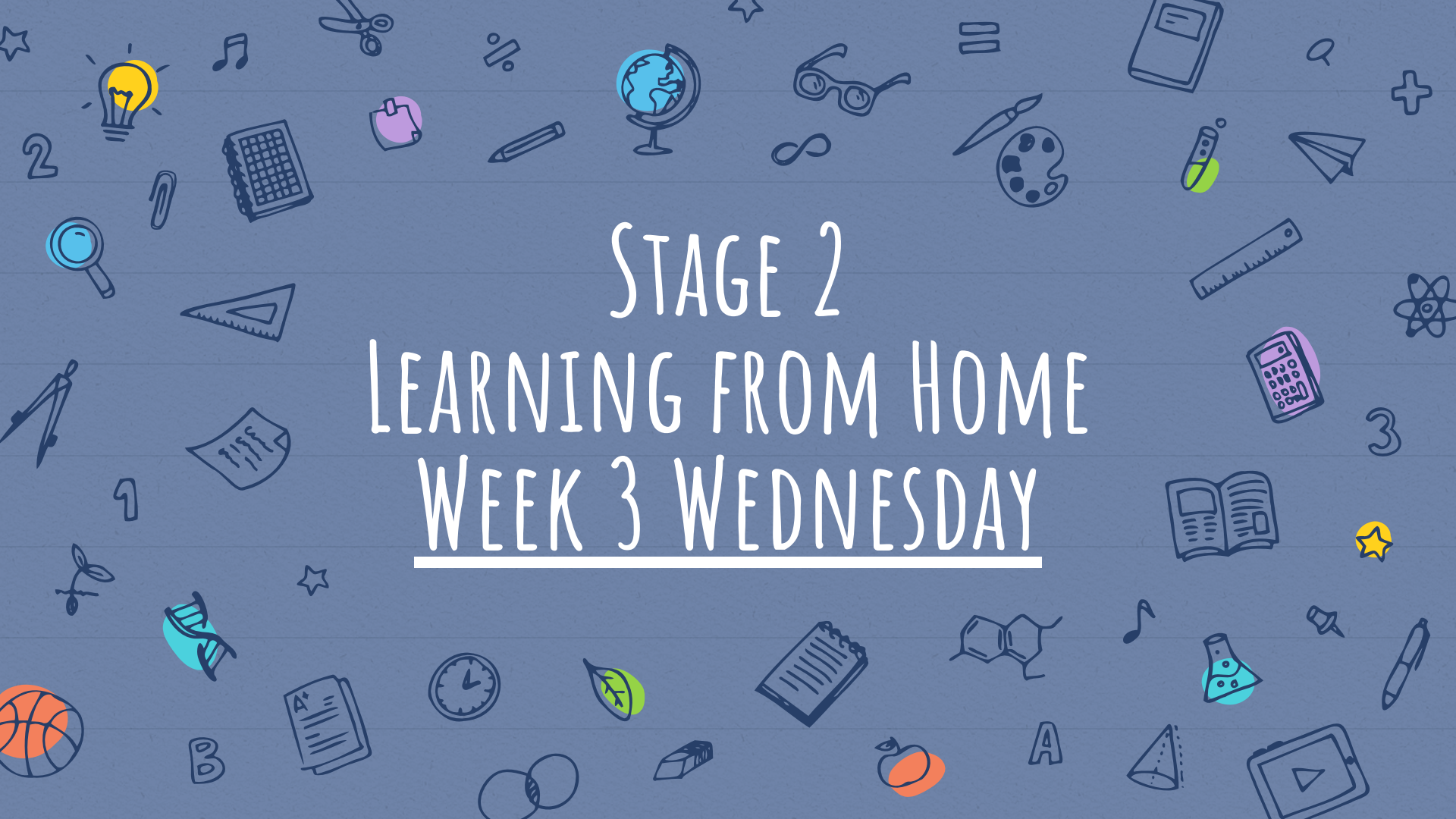
counts: Why is attending school important and how every day at school leads to

<https://education.nsw.gov.au/public-schools/education-week/get-involved>

success'.

Tuesday - Join Mr Galea and Mrs Chosid as they read two of Nathaniel Eckstrom's best-selling books to the Carlton South Community. A link will be provided on our

school's website and in School Enews.



STAGE 2
LEARNING FROM HOME
WEEK 3 WEDNESDAY

Class Expectations

- Log onto Google Classroom each morning and answer the question for the day to let the teachers know you are there.
- You are responsible for uploading an activity you have completed on that day. This can be a Google Doc/Slide or a photo of your work. Class Dojo's for good work or for people who consistently hand in their work.
- Let me know if you're sick or can't do your work for any reason

Stage 2 Suggested Learning from Home Timetable

	Monday	Tuesday	Wednesday	Thursday	Friday
9-9.15	Question of the day	Question of the day	Question of the day	Question of the day	Question of the day
9.15-10.15	Reading & Comprehension	Reading & Comprehension	Reading & Comprehension	Behind the News (BTN) + Comprehension	Reading & Comprehension
10:15 - 10:30	Crunch and Sip & Physical Activity				
10:30 - 11:00	Writing	Writing	Writing	Geography	Science
LUNCH					
11:50 - 12:50	Mathematics Position	Mathematics Position	Mathematics Position	Mathematics Position	Mathematics Mathletics
12:50 - 1:00	Brain break				
1:00 - 1:35	Spelling	Spelling	Spelling	Spelling	Learning Powers Education Week
RECESS					
2:00-3:00	Art activity Education Week	PD/H/PE	Art activity Education Week	Art - Harbour bridge	Art activity Education Week

Lesson 3

Learning Intention: Distinguish between fact and opinion in texts.

Success Criteria:


- Understand what a fact is
- Understand what an opinion is
- Locate words in the text that show opinion
- Locate facts in a text
- Locate opinion in a text



What is Fact and What is Opinion?

Fact and Opinion

Facts tell us about things that have been proven to be true. They are based on research, observation and measurements.
Facts can not be changed.



Opinions tell us what someone believes. They are based on people's own personal judgements and attitudes. An opinion has no proof and can change from person to person.

'Australia is the smallest continent in the world.'
'Canberra is the capital of Australia.'

'Australia is the best country in the world.'
'Australian beaches are beautiful.'



Ice-cream is made with milk.

Type answer here:

Dogs are the perfect pet for all families.

Type answer here:

Caterpillars turn into butterflies and moths.

Type answer here:

Pizza is the most delicious food.

Type answer here:

The beach is the best place to be in summer.

Type answer here:

Ice melts when left out of the freezer.

Type answer here:

Which of these sentences are fact and which are opinion?

Type in F for fact or O for opinion on the line provided.

Fact and opinion sort

Healthy eating

Peaches are not the best choice for the dessert because they are sour. 1	Sunflower kernels are a delicious afternoon snack. 2
Raspberries are full of antioxidants and are a healthy food choice. 3	There are a range of milk options including cow, almond, soy and oat. 4
Almost half of children aged 2-15 years ate the recommended daily amount of vegetables (healthykids.nsw.gov.au) 5	Anything cooked in oil is bad for you and you should not eat it at all. 6
Kakadu plums contain 100 times more Vitamin C than oranges. 7	Of adolescents in Years 6, 8 and 10, about a third ate confectionary at least three times a week. 8
We are so lucky to live in a country where we have so many different cuisines, like Chinese, Thai, Indian and Middle-eastern. 9	The bunya nut can be eaten both raw and cooked. 10
Fatty fish such as mackerel and salmon are rich in omega-3 fatty acids. 11	The Mediterranean diet blends healthy eating with traditional flavours and cooking methods found in the Mediterranean region. 12
Brussel sprouts are definitely not used enough – cooked in the right way, they are a culinary delight. 13	Water is the best drink to quench your thirst. 14

Highlight in different colours the facts and opinions on Healthy Eating. Make sure you provide a key.

Or

Create a table with Fact and opinion as the headings and place numbers under each.

1. Re read 'Postcard'
2. Write down sentences that show fact and the ones that have an opinion.
3. Highlight the word/s that show opinion.

E.g. This is a **difficult** 3-hour climb and requires climbers to be wired to the bridge. In this sentence the fact is that climbers are required to be wired to the bridge, however, the word difficult is the authors opinion.



POST CARD

Dear Students,

This colossal bridge has become an icon of the famous Australian city of Sydney. This bridge is made of steel and arches across Sydney Harbour. The bridge carries trains, cars, bicycles, and pedestrians over the water. This dramatic arch-based bridge was completed in 1932 after nine years of construction and has since been added to the Australian National Heritage List. If you'd like to visit this bridge and get a glimpse of the beautiful views of the ocean, then you might want to take a Bridge Climb. You can arrange a tour to climb up the bridge to the top of the upper arches. This is a difficult 3-hour climb and requires climbers to be wired to the bridge! The bridge

is an essential part of how Sydney residents celebrate the New Year. Each year lights are strung on the bridge, and an impressive display of fireworks is set off from the bridge. This enormous bridge is the 6th longest bridge in the entire world and is a spectacular sight, especially against the backdrop of an Australian sunset!

Sydney Harbour Bridge
Sydney, Australia

© 2019 Simply Schoolgirl





CRUNCH AND SIP MOVEMENT BREAK

Take a 10 minute break to have your crunch and sip. Don't forget to move your body and stretch your legs.



WRITING

Week 3 – Postcard Task

Lesson 3

Luna Park Sydney

Learning Intention: To write an informative postcard to engage the reader.

- Now publish your postcard (final copy).
- Get an adult in your family to check the spelling for you and help you address the postcard. (see sample)
- Share your postcard with the class so others can read it.



Problem of the day

It took Will 25 minutes to complete the cross country run. What time did he finish, if he began at 8:45 am?

LI: Use compass points to give directions on a map

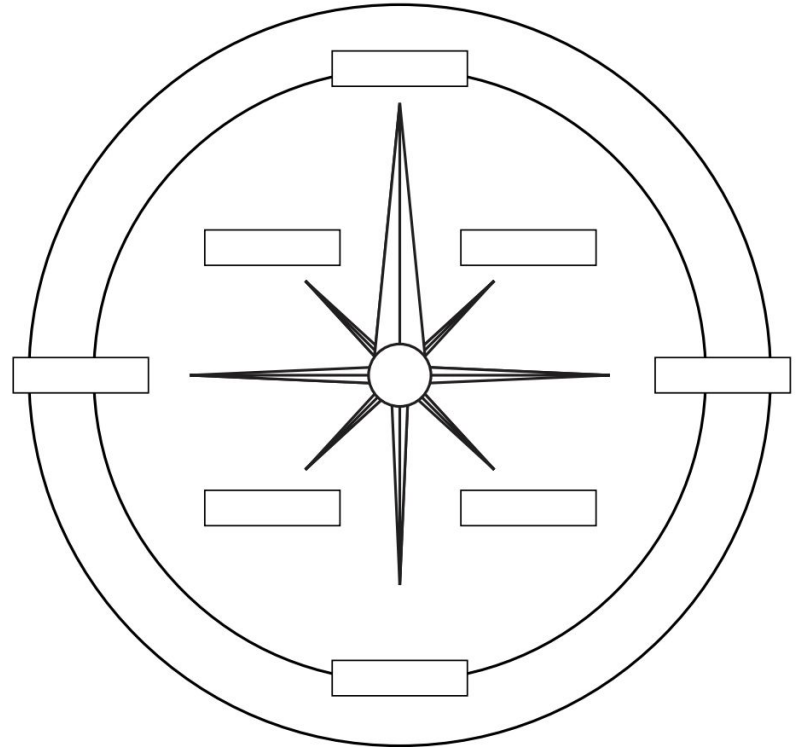
SC:- recognise and use 4 compass points

-provide simple directions from one location to another using compass directions

1. Watch this video
<https://www.youtube.com/watch?v=RvWGa9UJplw>
2. Fill in the compass directions by drawing your own compass rose.
3. Use the map of Australia to give 10 directions from places e.g. Brisbane is NORTH of Sydney

Label the compass points on the compass below, using the words from the word bank.

east	south east	south west	south
north east	north	west	north west





Timor Sea

Coral Sea

Indian Ocean

South Pacific Ocean

Southern Ocean

Tasman Sea

AUSTRALIA

DARWIN

ARNHEM LAND

Cape York

GULF OF CARPENTARIA

DAINTREE

Cairns

GREAT BARRIER REEF

Broome

THE KIMBERLEY

Halls Creek

Northern Territory

Katherine

Queensland

Mount Isa

Port Hedland

GREAT SANDY DESERT

THE OLGAS

Alice Springs

SIMPSON DESERT

Rockhampton

SHARK BAY

Western Australia

GIBSON DESERT

ULURU

SIMPSON DESERT

South Pacific Ocean

GREAT VICTORIA DESERT

Lake Eyre

South Australia

Cooper Pedy

New South Wales

Sunshine Coast

BRISBANE
Gold Coast

MONKEY MIA

Kalgoorlie

NULLARBOR PLAIN

Port Augusta

Broken Hill

Coffs Harbour

PERTH
Fremantle

MARGARET RIVER

GREAT AUSTRALIAN BIGHT

BAROSSA VALLEY

ADELAIDE

HUNTER VALLEY

Newcastle

SYDNEY

Wollongong

ACT • Canberra

Mt. Kosciuszko

Victoria

MELBOURNE

MT. GAMBIER

TWELVE APOSTLES

Launceston

Tasmania

HOBART

Port Arthur

SPELLING

Monday: Select your spelling words and write them down.

Tuesday-Friday: Choose 1 different activity from the spelling grid each day



Year 3 Spelling

Weekly SMART Spelling

Name: _____

Focus: The digraph /se/ making the sound "s" as in horse.

Write on the lines.	Say the word, write the word on Monday	Say the word, write the word on Tuesday	Say the word, write the word on Wednesday	Say the word, write the word on Thursday
		<i>Red Words</i>		
horse				
mouse				
house				
else				
case				
chase				
		<i>Orange Words</i>		
chasing				
chased				
verse				
course				
loose (tooth)				
worse				
		<i>Green Words</i>		
purpose				
reverse				
elsewhere				
suitcase				
intense				
intensely				
		<i>BOB Words (My own words)</i>		

Year 4 Spelling

Weekly SMART Spelling

Name: _____

Focus: The graph /v/ making the sound "v" as in voice.

Write on the lines.	Say the word, write the word on Monday	Say the word, write the word on Tuesday	Say the word, write the word on Wednesday	Say the word, write the word on Thursday
		Red Words		
voice				
very				
virus				
visit				
video				
voucher				
		Orange Words		
heaven				
divide				
velvet				
vanilla				
Victoria				
divert				
		Green Words		
vegetable				
vacuum				
abbreviate				
vacancy				
device				
activation				
		BOB Words (My own words)		



Multiple Intelligences	Bloom's Taxonomy: Six Thinking Levels					
Verbal I enjoy reading, writing & speaking	Write out your list words in different fonts.	Choose 5 of your list words. Use each word in a different sentence.	Create an acrostic poem for one of your list words.	Create a word search and swap it with a friend.	Use a dictionary to find the meanings of 5 of your most challenging words.	Write 5 dictation sentences using your list words.
Mathematical I enjoy working with numbers & science	Write out your list words from least <u>amount</u> of letters to most amount of letters.	Use scrabble tiles to work out the sum of each of your words.	Play spelling dollars to work out the value of your words. a= 1, b= 2 c= 3 etc...	Group your list words according to how many letters they have. Which words have the most and least <u>amount</u> of letters.	Place your list words into groups. Explain how you grouped them.	Put your words onto a scale from easiest to spell - hardest to spell. Why did you order them that way?
Visual/Spatial I enjoy painting, drawing & visualising	Create a crossword using your list words.	Illustrate it! Choose 5 words and draw a picture for each one.	Write your words in alphabetical order.	Choose three spelling words. Using those letters to see how many other words can you make?	Create a cartoon that has at least 4 boxes. Write a caption under each image that includes a list word.	Create an artwork using only your list words.
Kinaesthetic I enjoy doing hands-on activities, sports & dance	Play celebrity heads with a partner. Give them clues to help them work out the word.	Write your words out on a mini whiteboard.	Create three jokes using your list words.	Go on a hunt around the room and write down words that start with the same sound.	Write a conversation between two people that uses ten of your list words.	Choose any activity from the grid and complete it. Explain why it has helped you learn your words to score the full 6 points.
Musical I enjoy making & listening to music	Sing your list words and record yourself singing them.	Clap and record the syllables in each of your list words.	Create a tongue twister using your list words.	Create words that rhyme with your list words.	Write a song using your list words.	Create a hand clapping chant with a partner and say your list words.
Interpersonal I enjoy working with others	Work in a partner to test each other on your list words.	Complete a look, say, cover, write, check for homework.	Choose 5 words and explain to a partner why you chose them.	Jumble up your words. Have a partner unjumble them.	Create a new spelling activity to help others learn their words.	Use ten of your spelling words to write a paragraph. Write these words incorrectly and have a partner correct the misspelt words.
Intrapersonal I enjoy working by myself	List the words that you find hard and easy.	Check your Day Books for any spelling mistakes and write the words out in the correct spelling.	Choose 5 words that you have trouble with. Write them out 10 times each.	Create a word ladder using all of your list words.	Organise your words in reverse alphabetical order. Z - A.	Use your list words to write a story. Underline your list words in red.

<https://education.nsw.gov.au/public-schools/education-week/get-involved>

EDUCATION WEEK 2021 CARLTON SOUTH PUBLIC SCHOOL: A VIRTUAL EVENT

Wednesday - Learning through Country. Join the NSW Aboriginal Education Consultative Group Inc. (AECG) in learning through Country with stories shared about places of cultural significance. Connecting to this year's NAIDOC theme 'Heal Country', this online lesson demonstrates learning through Country as a lifelong process.



Continue your perspective artwork from Monday.

[Learn More About Perspective Drawing With Nathaniel Eckstrom](#)

Use the link that we have provided on School Enews and on the school's website and follow along with Nathaniel; you can pause whenever you like and the link can be accessed at any time.

Hopefully you are feeling inspired and are ready-to-go!

Art Inspired Activity Challenge
Perspective

- Create your own perspective artwork.
- You may use one of the samples as inspiration for your artwork or totally design your own.
- Please complete your 'Perspective Artwork' on the Page provided (A4 size with boarder)
- Send a clear photo of your artwork to carltonsth-p.school@det.nsw.edu.au

Class Expectations

- Log onto Google Classroom each morning and answer the question for the day to let the teachers know you are there.
- You are responsible for uploading an activity you have completed on that day. This can be a Google Doc/Slide or a photo of your work. Class Dojo's for good work or for people who consistently hand in their work.
- Let me know if you're sick or can't do your work for any reason

Stage 2 Suggested Learning from Home Timetable

	Monday	Tuesday	Wednesday	Thursday	Friday
9-9.15	Question of the day	Question of the day	Question of the day	Question of the day	Question of the day
9.15-10.15	Reading & Comprehension	Reading & Comprehension	Reading & Comprehension	Behind the News (BTN) + Comprehension	Reading & Comprehension
10:15 - 10:30	Crunch and Sip & Physical Activity				
10:30 - 11:00	Writing	Writing	Writing	Geography	Science
LUNCH					
11:50 - 12:50	Mathematics Position	Mathematics Position	Mathematics Position	Mathematics Position	Mathematics Mathletics
12:50 - 1:00	Brain break				
1:00 - 1:35	Spelling	Spelling	Spelling	Spelling	Learning Powers Education Week
RECESS					
2:00-3:00	Art activity Education Week	PD/H/PE	Art activity Education Week	Art - Harbour bridge	Art activity Education Week

QUESTION OF THE DAY

PLEASE ANSWER THE QUESTION OF THE DAY BY COMMENTING ON YOUR
GOOGLE CLASSROOM ASSIGNMENT POST





NEWS REVIEW

BTN & Comprehension

Watch the episode for this week by clicking on the link below:
<https://www.abc.net.au/btn/classroom/>

Write three interesting facts that you have learnt from the BTN episode.

1

2

3

Write down some further questions or comments on the news coverage.

1

2

3

4

5

6

Concept Map

Place the main idea of the BTN episode inside the box below. Branch off the main idea by adding things that you have learnt from this viewing.

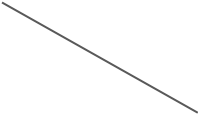
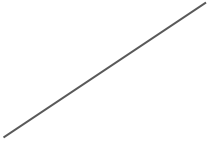
Insert text here

Insert text here

Insert text here

Insert text here

Insert text here





CRUNCH AND SIP MOVEMENT BREAK

Take a 10 minute break to have your crunch and sip. Don't forget to move your body and stretch your legs.



Geography - lesson 1

LI: Research information on Australia.

SC: Identify Australia's capital cities, states, oceans and seas.

Using this map of Australia, answer the following questions in full sentences.

Map: <https://tinyurl.com/uh8uevs8>

- How many states are there in Australia and what are they called?
- Each state has a capital city, for example N.S.W capital is Sydney. What are the names of the other capital cities?
- What is the capital city of Australia?
- Australia is surrounded by 3 oceans and 3 seas, what are they?

Problem of the day

At the show, Jane's 16 year old brother had to pay full price, but Jane only paid half price. How much did Jane's brother pay, if Jane paid \$4.50?

LI: To create a map using a legend

SC: -use grid references

-use a legend to locate objects in a grid

A legend also called a key is used to identify items on a map. Below is an example of a map and legend.

Task: Design a park for the local community using a legend.

Ensure to include some.

- pathways
- trees
- equipment

Draw your your map using with a grid.



SPELLING

Monday: Select your spelling words and write them down.

Tuesday-Friday: Choose 1 different activity from the spelling grid each day



Year 4 Spelling

Weekly SMART Spelling

Name: _____

Focus: The graph /v/ making the sound "v" as in voice.

Write on the lines.	Say the word, write the word on Monday	Say the word, write the word on Tuesday	Say the word, write the word on Wednesday	Say the word, write the word on Thursday
		Red Words		
voice				
very				
virus				
visit				
video				
voucher				
		Orange Words		
heaven				
divide				
velvet				
vanilla				
Victoria				
divert				
		Green Words		
vegetable				
vacuum				
abbreviate				
vacancy				
device				
activation				
		BOB Words (My own words)		

Multiple Intelligences	Bloom's Taxonomy: Six Thinking Levels					
Verbal I enjoy reading, writing & speaking	Write out your list words in different fonts.	Choose 5 of your list words. Use each word in a different sentence.	Create an acrostic poem for one of your list words.	Create a word search and swap it with a friend.	Use a dictionary to find the meanings of 5 of your most challenging words.	Write 5 dictation sentences using your list words.
Mathematical I enjoy working with numbers & science	Write out your list words from least <u>amount</u> of letters to most amount of letters.	Use scrabble tiles to work out the sum of each of your words.	Play spelling dollars to work out the value of your words. a= 1, b= 2 c= 3 etc...	Group your list words according to how many letters they have. Which words have the most and least <u>amount</u> of letters.	Place your list words into groups. Explain how you grouped them.	Put your words onto a scale from easiest to spell - hardest to spell. Why did you order them that way?
Visual/Spatial I enjoy painting, drawing & visualising	Create a crossword using your list words.	Illustrate it! Choose 5 words and draw a picture for each one.	Write your words in alphabetical order.	Choose three spelling words. Using those letters to see how many other words can you make?	Create a cartoon that has at least 4 boxes. Write a caption under each image that includes a list word.	Create an artwork using only your list words.
Kinaesthetic I enjoy doing hands-on activities, sports & dance	Play celebrity heads with a partner. Give them clues to help them work out the word.	Write your words out on a mini whiteboard.	Create three jokes using your list words.	Go on a hunt around the room and write down words that start with the same sound.	Write a conversation between two people that uses ten of your list words.	Choose any activity from the grid and complete it. Explain why it has helped you learn your words to score the full 6 points.
Musical I enjoy making & listening to music	Sing your list words and record yourself singing them.	Clap and record the syllables in each of your list words.	Create a tongue twister using your list words.	Create words that rhyme with your list words.	Write a song using your list words.	Create a hand clapping chant with a partner and say your list words.
Interpersonal I enjoy working with others	Work in a partner to test each other on your list words.	Complete a look, say, cover, write, check for homework.	Choose 5 words and explain to a partner why you chose them.	Jumble up your words. Have a partner unjumble them.	Create a new spelling activity to help others learn their words.	Use ten of your spelling words to write a paragraph. Write these words incorrectly and have a partner correct the misspelt words.
Intrapersonal I enjoy working by myself	List the words that you find hard and easy.	Check your Day Books for any spelling mistakes and write the words out in the correct spelling.	Choose 5 words that you have trouble with. Write them out 10 times each.	Create a word ladder using all of your list words.	Organise your words in reverse alphabetical order. Z - A.	Use your list words to write a story. Underline your list words in red.


LI: DRAWING AND PAINTING OF HARBOUR BRIDGE INSPIRED BY ARTIST MARGARET PRESTON

Australian artist Margaret Preston (1875-1963) is best known for the striking paintings and woodcut prints that she produced from the 1920s until the 1950s.

Bridge from North Shore c.1932 and *Sydney Bridge* c1944 are bold and decorative works, many details of the scene have been simplified. The linear textures of tiled roofs, bricks, wire and wooden fences, and the dominant form of the Sydney Harbour Bridge, have been reduced to create a dense mixture of decorative patterning.

SC:

1. Create your own Harbour Bridge artwork use the artworks of Margaret Preston for ideas.
2. Try and use bold linework, this could be with paint or black texta to outline the shapes
3. Colour in the rest of your picture with colours of your choice.



EDUCATION WEEK 2021 CARLTON SOUTH PUBLIC SCHOOL: A VIRTUAL EVENT

*Thursday - Arts and wellbeing webinar - insights and personal stories about
the impact of arts programs in schools.*

<https://education.nsw.gov.au/public-schools/education-week/get-involved>



STAGE 2
LEARNING FROM HOME
WEEK 3 FRIDAY

Class Expectations

- Log onto Google Classroom each morning and answer the question for the day to let the teachers know you are there.
- You are responsible for uploading an activity you have completed on that day. This can be a Google Doc/Slide or a photo of your work. Class Dojo's for good work or for people who consistently hand in their work.
- Let me know if you're sick or can't do your work for any reason

Stage 2 Suggested Learning from Home Timetable

	Monday	Tuesday	Wednesday	Thursday	Friday
9-9.15	Question of the day	Question of the day	Question of the day	Question of the day	Question of the day
9.15-10.15	Reading & Comprehension	Reading & Comprehension	Reading & Comprehension	Behind the News (BTN) + Comprehension	Reading & Comprehension
10:15 - 10:30	Crunch and Sip & Physical Activity				
10:30 - 11:00	Writing	Writing	Writing	Geography	Science
LUNCH					
11:50 - 12:50	Mathematics Position	Mathematics Position	Mathematics Position	Mathematics Position	Mathematics Mathletics
12:50 - 1:00	Brain break				
1:00 - 1:35	Spelling	Spelling	Spelling	Spelling	Learning Powers Education Week
RECESS					
2:00-3:00	Art activity Education Week	PD/H/PE	Art activity Education Week	Art - Harbour bridge	Art activity Education Week

Lesson 4

Learning Intention: Use comprehension skills to read and understand a text

Success Criteria:

- Compare the similarities and differences of the language features and information in both texts
- Write similarities and differences in venn diagram



The Sydney Harbour Bridge

Sydney Harbour Bridge, steel-arch bridge across Sydney Harbour (Port Jackson), Australia. The bridge, opened in 1932, serves as the primary transportation link between Sydney and its suburbs on the northern side of the harbour. It spans about 500 metres (1,650 feet), making it one of the longest steel-arch bridges in the world. Along its length, it features four railroad tracks, a highway, and two pedestrian walkways.

In 1912 John Bradfield, a civil engineer with the New South Wales Department of Public Works, presented plans to Australia's parliament for the construction of a bridge over Sydney Harbour, with options for either a suspension bridge or a cantilever bridge design. He envisioned the structure as part of an electric railway system for Sydney and its suburbs. The year after Bradfield submitted his plans, his cantilever design was accepted, and he was appointed to lead the project. Work on the bridge was delayed by World War I, however, and it was not until 1922, with the passage of the Sydney Harbour Bridge Act, that funding for the project became available. By that time too, progress in steelmaking had made possible the construction of an arch bridge.

The building contract was awarded to the English enterprise Dorman Long & Co., which hired Sir Ralph Freeman to perform detailed design work. The final, approved plan called for a steel-arch bridge linking Dawes Point on the south with Milsons Point on the north. An arch bridge was chosen because it was less expensive than a cantilever design and capable of handling heavier loads. Construction began in 1924 under Bradfield's supervision. The deep waters of Sydney Harbour made temporary supports impractical, so the steel arch was assembled by building out from each bank. The two sides met in the middle in 1930, and the bridge was officially opened with an elaborate ceremony on March 19, 1932.



Harbour Bridge

Read the Postcards and 'The Sydney Harbour Bridge' text.

Postcard

The Sydney Harbour Bridge

Features of text 1

Features similar to both

Features of Text 2





CRUNCH AND SIP MOVEMENT BREAK

Take a 10 minute break to have your crunch and sip. Don't forget to move your body and stretch your legs.



Science - Earth and Space

LI: Learn facts about the sun.

SC: -complete KWL chart on the sun.

-identify facts about the sun

Without looking up the information, write down all the facts that you know about the sun.

-

Click on the link below to watch a short video about the sun.

<https://www.inquisitive.com/video/928-the-sun>

Complete the following KWL chart about the sun.

What I Know	What I Wonder	What I Learned
<ul style="list-style-type: none">•	<ul style="list-style-type: none">•	<ul style="list-style-type: none">•

Click on the link below to complete the Sun of Suns Quiz

https://docs.google.com/forms/d/e/1FAIpQLSfPYXTsWuR05G_RANuVhRJwyFIFypc4OcNA0iKG4tLCNlnGxg/viewform

Lesson 5

Log on to Mathletics and complete the tasks assigned.





Active Learner

Active Learner

Resilient - I can bounce back from frustrations, failures and mistakes.

Persistent - I can stay calm and focused when something is tricky.

Risk-taker - I can challenge myself by trying new things.

Self-directed - I can be in charge of my learning.



Creative

Creative Thinker

Curious- I can continue my learning outside the classroom.

Problem-solver- I can identify a problem and think of the best solution.

Self-Aware

Reflect- I can be flexible and change my approach as I go.

Question- I can take an active role in my learning.

Think critically - I can find the best possible solution.



Self Aware

Connected Learner

Collaborate - I can work positively and learn from others when we are online.

Communicate - I can listen and respond to people respectfully when I am online.



Connect

Remember

Continue to have high expectations of yourself.

Continue to be motivated to do your absolute best given the situation.

Continue to act on any feedback your teacher gives you online and ask questions when you can.

Continue to have a normal routine; eat breakfast, brush your teeth and get dressed in the morning. Exercise, play, create, read, cook, garden...stay active.

Take breaks away from the screen. Move around and try not to sit all day.

Education Week 2021 - Lifelong Learning and Carlton South Public School's Learning Powers



Please answer the following questions:

1. Which Learning Powers are you using when you are at home? How are you using them and can you give an example?
2. Lifelong learning is important because ...

RECESS



EDUCATION WEEK 2021 CARLTON SOUTH PUBLIC SCHOOL: A VIRTUAL EVENT

*Friday - Virtual art exhibition. View a series of artworks created by students
in response to the 2019/2020 NSW bushfires.*

<https://education.nsw.gov.au/public-schools/education-week/get-involved>

Continue or Finish your perspective artwork from Monday and Wednesday. Make sure you upload a picture to the school's website.

Learn More About Perspective Drawing With
Nathaniel Eckstrom

Use the link that we have provided on School Enews and on the school's website and follow along with Nathaniel; you can pause whenever you like and the link can be accessed at any time.

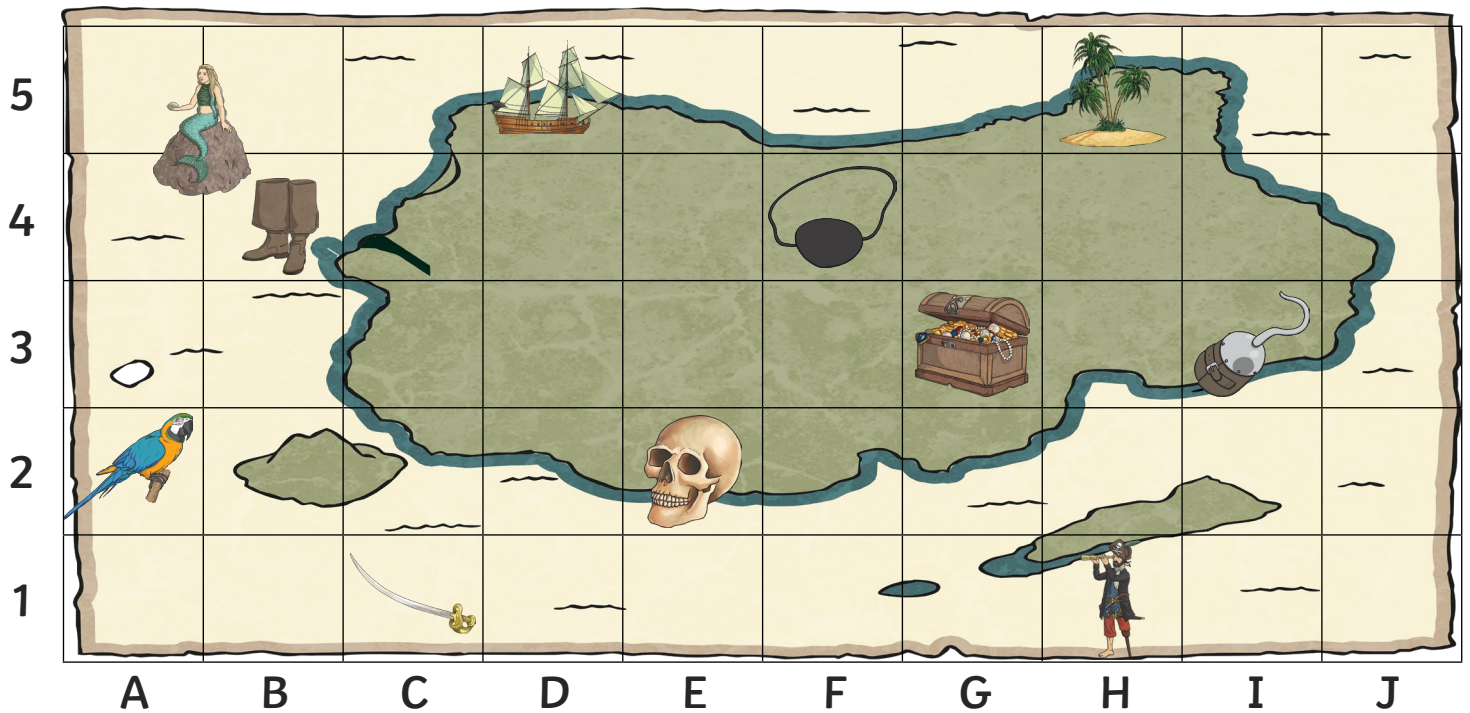
Hopefully you are feeling inspired and are ready-to-go!

Art Inspired Activity Challenge
Perspective

- Create your own perspective artwork.
- You may use one of the samples as inspiration for your artwork or totally design your own.
- Please complete your 'Perspective Artwork' on the Page provided (A4 size with boarder)
- Send a clear photo of your artwork to carltonsth-p.school@det.nsw.edu.au

Pirate Map Grid Reference

I can read, write and plot grid references in the first quadrant.



What object is at each of these grid references on the pirate map?

(E2) = _____


(H5) = _____


(A2) = _____


(H1) = _____


(C1) = _____


Write the grid reference for each of these items on the pirate map:

 = ()

 = ()

 = ()

 = ()

 = ()

Plot the following grid references on the grid using a cross:

(G1)

(D3)

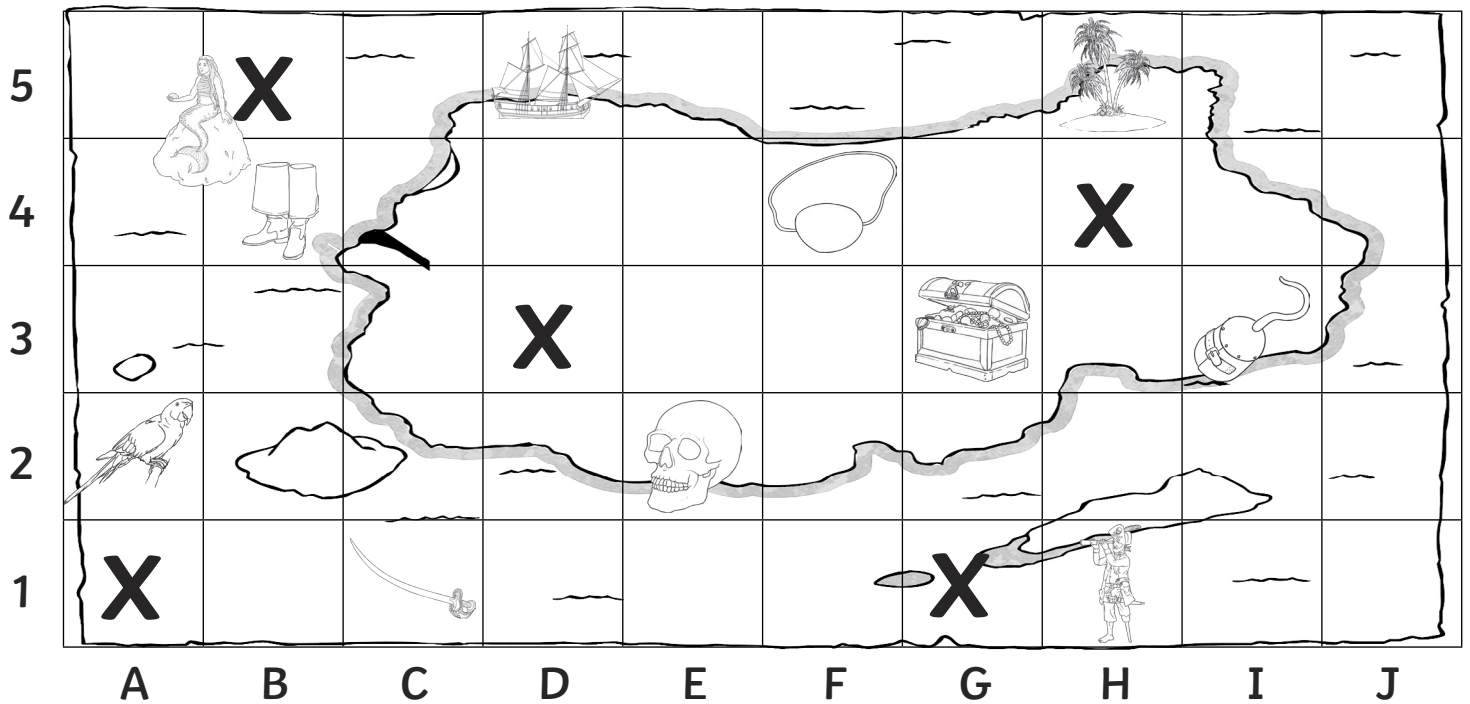
(H4)

(B5)


(A1)


Pirate Map Grid Reference - Answers


I can read, write and plot grid references in the first quad-





What object is at each of these grid references on the pirate map?

(E2) = 

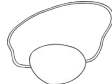
(H5) = 


(A2) = 


(H1) = 


(C1) = 


Write the grid reference for each of these items on the pirate map:

 = (F 4)

 = (D 5)

 = (B 4)

 = (I 3)

 = (G 3)

Plot the following grid references on the grid using a cross:

(G1)

(D3)

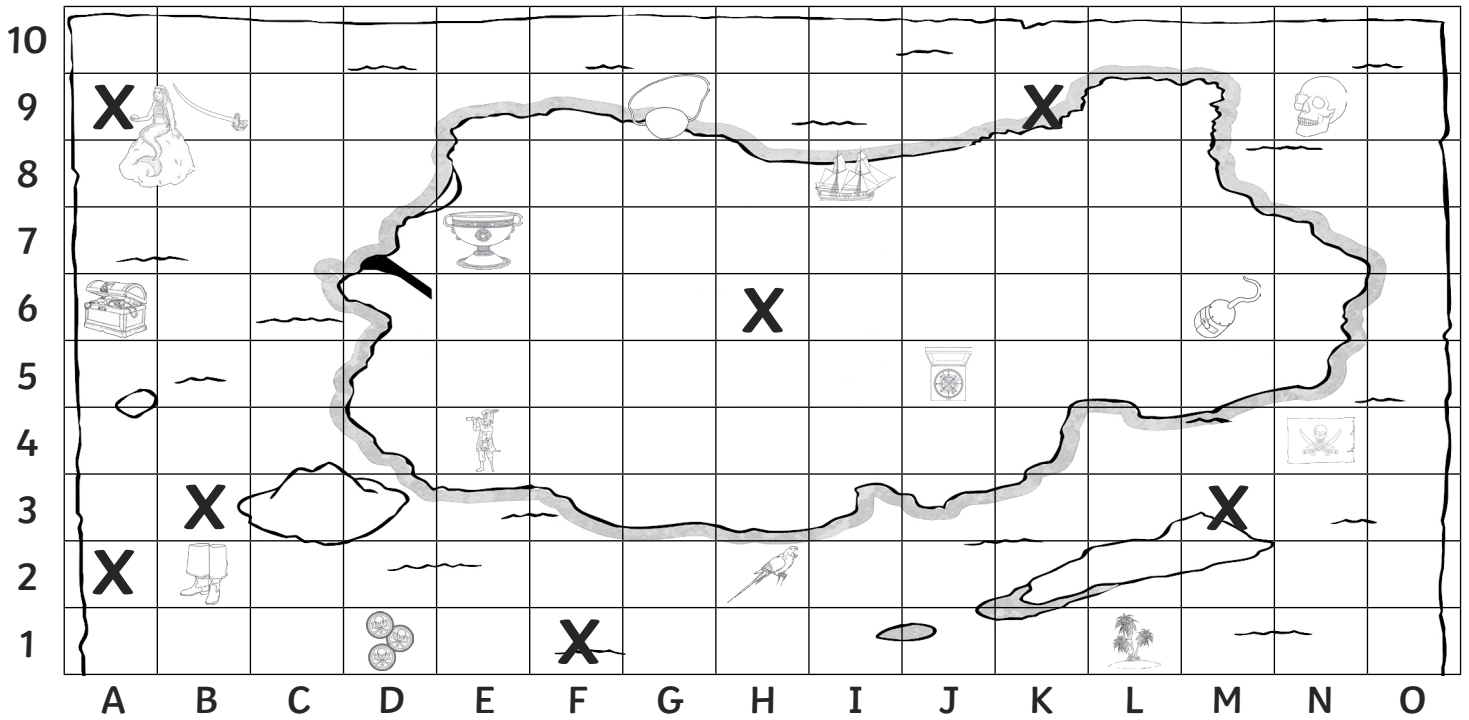
(H4)

(B5)

(A1)

Pirate Map Grid Reference - Answers

I can read, write and plot grid references in the first quadrant.

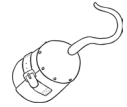


What object is at each of these grid references on the pirate map?

(H2) =



(M6) =



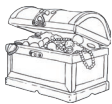
(B9) =



(N4) =



(A6) =



(J5) =



Write the grid reference for each of these items on the pirate map:



= (L 1)



= (B 2)



= (I 8)



= (D 1)



= (E 7)



= (N 9)

Plot these grid references on the grid using a cross:

(K9)

(M3)

(F1)

(A9)

(H6)

(A2)

(B3)


Healthy Eating Habits

What does healthy eating look like to you?

When you eat healthy should you eat the same thing every day?

What does the term 'an apple a day keeps the doctor away' mean?

Use a dictionary to define the terms:



Balance:

Diet:

What is meant by a 'balanced diet'?

Answer the below questions after viewing the 'Australian Guide to Healthy Eating'

1. How many food groups are in the guide?
2. List the food groups.
3. What foods can you have in small amounts?
4. What oils do you use in small amounts?
5. What drink does the guide recommend you drink 'plenty of'?



Meal Plan

Day 1	Fruits	Vegetables	Grains	Dairy	Meats
Breakfast					
Lunch					
Dinner					
Snacks					

Luna Park Sydney

Luna Park is Sydney's premier amusement park featuring fun and games for the entire family. Located at Milsons Point on the north side of Sydney Harbour Bridge, the park has an amazing outlook over Sydney Harbour. Entry to Luna Park is free so you only need to pay for rides and games.

Luna Park Quick Facts:

- First opened in 1935
- Sydney's iconic amusement park
- Luna Park last re-opened on 4 April 2004 after renovations
- Located at Milsons Point, on the northern shore of Sydney Harbour
- Entry to the park is now free!

Some Rides at Luna Park:

- **Coney Island:** Australia's only authentic 1930s fun house takes everyone back to their childhood. Experience the thrill of riding the Slides, stumbling through Barrels of Fun, tackling the Mirror Maze or lasting the distance on the Joy Wheel.
- **Wild Mouse:** Originally built on site in 1962. It takes you 15 metres above ground while hurling along a 400 metre track in a hair-raising 61 seconds! Don't forget to smile for the camera!
- **Dodgem City:** Take on your friends in a crazed race of fun and excitement! Keep a low profile and sneak through the gaps or roar around bumping opponents out of the way as you go. This ride is sure to put a smile on your dial as big as the one on Luna Park's face.
- **Tumble Bug:** Throw your hands in the air as this ride takes you up then down and around and around. One of the most enjoyable rides in the Park.
- **Hair Raiser:** Be raised 50 metres above sea level for a bird's eye view of our magical city before being dropped at over 80 kms an hour.
- **Moon Ranger:** A ride that starts slow, but will soon have you spinning into the stratosphere! The Moon ranger will take you up, and over, the full 360 degrees of fun.



- **Rotor:** Ever wanted to be a fly on the wall? Stand in the barrel and be pushed up against the side by the centrifugal forces as this ride spins at speeds 60km/h. Once it reaches full speed, the floor will drop away and you'll be left hanging in mid-air. See if you can wriggle on to your side and be parallel to the ground!
- **Ferris Wheel:** The classic Luna Ferris Wheel takes you 40 metres into the sky to enjoy a fantastic view of the Harbour Bridge, Opera House and Sydney Harbour.
- **Tango Train:** Tango Train is one of Luna Park's all-time favourite rides. Its disco theme and bright lights will thrill you as you're taken to top speed - forwards then backwards.
- **Carousel:** The spectacular antique steam Carousel has taken master craftsmen many years to restore. Be dazzled by the immaculate detail, fabulous lights and romantic carnival music that this ride offers.



Getting to Luna Park:

- Luna Park is a short walk from Milsons Point train station.
- Milsons Point station is on the main northern line. From Central you pass through Town Hall and Wynard and then across the Sydney Harbour Bridge to Milsons Point.
- You can catch a ferry from Circular Quay or Darling Harbour which stops at Milsons Point (Luna Park) wharf.
- Luna Park has parking for around 389 cars (fees apply).

Visiting Sydney's Luna Park:

- Opening hours vary depending on season and day of week.
- Single ride tickets available.
- Various Multiple Ride Passes available.
- Height restrictions apply for some rides.

Visit the website for more details.

<https://www.lunaparksydney.com/>

Planning Page - Luna Park

Learning intention: To summarise and organise information that is important.




What is Luna Park? (Describe the famous landmark)

Where is it located? How can you get there?

What can people enjoy doing there?

Why is this landmark important to Sydney?



Four horizontal lines with arrowheads on the right side, providing a space for writing a message.

FOLD

LUNNA PARK SYDNEY

